













Research

## Improving attitudes and knowledge in a citizen science project about urban bat ecology

[Hannah Greving](#)<sup>1</sup> , [Till Bruckermann](#)<sup>2,3</sup> , [Anke Schumann](#)<sup>4</sup> , [Tanja M. Straka](#)<sup>4,5</sup> , [Daniel Lewanzik](#)<sup>4</sup> , [Silke L. Voigt-Heucke](#)<sup>4,6</sup> , [Lara Marggraf](#)<sup>4</sup> , [Julia Lorenz](#)<sup>4,6</sup> , [Miriam Brandt](#)<sup>4</sup> , [Christian C. Voigt](#)<sup>4</sup> , [Ute Harms](#)<sup>3</sup>  and [Joachim Kimmerle](#)<sup>1,7</sup> 

**ABSTRACT.** In order to deal with the current, dramatic decline in biodiversity, the public at large needs to be aware of and participate in biodiversity research activities. One way to do this is citizen science projects, in which researchers collaborate with volunteering citizens in scientific research. However, it remains unclear whether engaging in such projects has an impact on the learning outcomes of volunteers. Previous research has so far presented mixed results on the improvement of citizens' attitudes and knowledge, mostly because such research has focused only on single aspects of citizen science projects in case studies. To address these limitations, we investigated the impact of an urban bat ecology project on citizens' attitudes and knowledge about bats, and on their engagement with citizen science. We also examined whether the degree of citizen participation (i.e., collecting data vs. collecting and analyzing data) had an influence on the outcomes. We conducted four field studies and used a survey-based, experimental, pre-/post-measurement design. To vary the degree of participation, we assessed the post measurement in one group directly after data collection, whereas, in a second group, we assessed it after data collection and analysis, at the end of the project. Across all studies, the results demonstrated that citizens' content knowledge of urban bat ecology increased, and their attitudes toward bats and toward their engagement in citizen science improved during their participation. Citizens' degrees of participation did not influence these outcomes. Thus, our research illustrates that citizen science can increase awareness of urban bat conservation, independently of citizens' degree of participation. We discuss the implications of our findings for the citizen science community.

**Key Words:** *attitudes; bats; citizen science; content knowledge; ecology*

### INTRODUCTION

Projects for public participation in scientific research have the potential to address scientific and societal issues (Shirk et al. 2012), such as the conservation of biodiversity. One way citizens can participate in such research is to volunteer for citizen science projects, in which professional scientists collaborate with volunteers in scientific research (Heigl et al. 2019). For examples of citizen science see <https://www.birds.cornell.edu/citizenscience> (Bonney et al. 2009), <https://www.ispotnature.org> (Silvertown et al. 2015), and <https://www.zooniverse.org> (Cox et al. 2015). Previous research has highlighted the potential benefits of citizen science projects for citizens' individual learning outcomes, among other outcome categories (Shirk et al. 2012, Phillips et al. 2018). In particular, it has been suggested that citizens might gain knowledge and skills, or change their attitudes or behavior (Bela et al. 2016). It has also been assumed that such projects increase citizens' feelings of psychological ownership for the citizen science project (Pierce et al. 2001, 2003) and feelings of pride in their participation (Rotman et al. 2014, Jordan et al. 2015, Haywood et al. 2016, Lewis 2016).

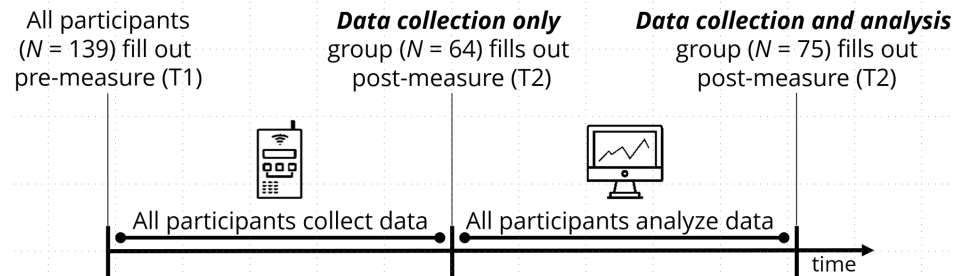
However, the potential of citizen science to increase such learning outcomes is not well understood, because robust scientific evidence is lacking (Toomey and Domroese 2013, Jordan et al. 2015, Phillips et al. 2018). Even though most citizen science researchers agree that such projects should increase citizens' content knowledge of the project topic and improve their attitudes toward the topic and toward citizen science and science in general

(see also Bruckermann et al. 2021a), research results are mixed. Although some research has demonstrated increases in content knowledge (Brossard et al. 2005, Trumbull et al. 2005, Jordan et al. 2011), other research has found little or no improvement in scientific understanding or attitudes (Trumbull et al. 2000, Crall et al. 2013), or has not systematically investigated outcomes such as ownership and pride (for an exception see Greving et al. 2020).

There may be two reasons for these mixed findings. First, they may be caused by a lack of clearly conceptualized measures of learning outcomes (Becker-Klein et al. 2016, Phillips et al. 2018, Peter et al. 2019). For example, instruments consisting of several questions were used that were based on participants' self-reports, but these instruments had low internal consistencies (Brossard et al. 2005, Crall et al. 2013). Other research used only indicator variables, e.g., interest for motivation (Rotman et al. 2014), and relied on subjective assessments of knowledge and attitude changes (Toomey and Domroese 2013). Second, the mixed findings may have been caused by a lack of rigorous study designs, e.g., experimental studies (Phillips et al. 2018, Dickinson and Crain 2019, Aristeidou and Herodotou 2020, Kloetzer et al. 2021). Indeed, many previous studies only described citizen science projects without using any statistical tests (Fernandez-Gimenez et al. 2008, Toomey and Domroese 2013). If using statistics, these studies were mostly pre-/post-test studies (Druschke and Seltzer 2012, Sickler et al. 2014, Peter et al. 2019). Such methods may have prevented previous researchers from

<sup>1</sup>Leibniz-Institut für Wissensmedien, Tübingen, <sup>2</sup>Leibniz University Hannover, <sup>3</sup>IPN - Leibniz Institute for Science and Mathematics Education, Kiel, <sup>4</sup>IZW - Leibniz Institute for Zoo and Wildlife Research, Berlin, <sup>5</sup>Technische Universität Berlin, <sup>6</sup>MfN - Natural History Museum Berlin, Leibniz Institute for Evolution and Biodiversity Research, <sup>7</sup>Eberhard Karls University of Tübingen

**Fig. 1.** Schematic overview of the pre-/post-measurement design with additional experimental manipulation of degree of participation (data collection only group vs. data collection and analysis group).



drawing more general conclusions concerning the extent to which citizens' participation can improve their individual learning outcomes (Masters et al. 2016).

According to models of public participation in scientific research (PPSR; Shirk et al. 2012), the degree of citizens' participation is the extent to which they are involved in different steps of the scientific research process. These models of PPSR represent different project models that vary in the possible degree of citizens' participation. In contributory project models, citizens only collect and contribute data to scientific research, whereas in collaborative projects, they additionally engage in data analysis to interpret the research findings (Shirk et al. 2012). There is, however, a lack of systematic investigation of whether the degree of participation influences the outcomes of citizen science projects. One experimental study focused on the effects of projects on individual learning outcomes, and used a rigorous experimental design (Dickinson and Crain 2019), comparable to before-after control-impact designs (Christie et al. 2019). Although this study found no difference between a participant and a control group, it also did not consider the different degrees of participation.

In the research presented here, we used an experimental design and rigorous measures in order to analyze data from four field studies of a citizen science project about urban bat ecology. We investigated whether participating in the project increased citizens' content knowledge of urban bat ecology, and improved their attitudes toward bats and engagement in citizen science, and their feelings of psychological ownership and pride. To answer these research questions, we used an experimental pre-/post-measurement design, and varied the point in time of the post measurement between two groups to which participants were randomly assigned (Fig. 1). In the data collection only group, participants engaged in data collection and, directly afterwards, completed the post measure. In the data collection and analysis group, we assessed the post measure after both data collection and data analysis were completed. Although we expected, overall, that participation in the project would have a positive effect on citizens' attitudes and knowledge, we also assumed that a higher degree of participation (i.e., participating in both data collection and analysis) should be even more beneficial for improving citizens' learning outcomes (Lawrence 2006, Bonney et al. 2009).

Therefore, we stated the following hypotheses:

- Attitudes toward bats improve during participation (hypothesis 1a); this improvement is stronger for the data collection and analysis group than for the data collection only group (hypothesis 1b).
- Content knowledge for bat ecology increases during participation (hypothesis 2a); this increase is stronger for the data collection and analysis group than for the data collection only group (hypothesis 2b).
- Attitudes toward engagement in citizen science improve during participation (hypothesis 3a); this improvement is stronger for the data collection and analysis group than for the data collection only group (hypothesis 3b).

We exploratively tested the effects of participation and degree of participation on psychological ownership and pride.

## METHODS

In order to test our hypotheses, we conducted four field studies using identical procedures (Table 1). These studies were part of a citizen science project about urban bat ecology called "Bat Researchers" that took place in a German metropolitan city. The biological aim of the project was to investigate the presence of bats in the urban ecosystem. The citizens' task was to walk along a pre-defined route on two evenings during a two-week period and record the echolocation calls of flying bats with a bat detector capable of detecting and recording ultrasonic frequencies. After the data collection only group had completed their walks, they returned the bat detectors to the project scientists. Then, the data collection and analysis group did their evening walks and after completion handed over the bat detectors to the project scientists. Based on the ultrasonic recordings on the bat detectors, the scientists identified the bat species and provided the data to both groups for further analysis and discussion of the results.

We used an online platform for all the other activities that participants could perform in the project besides data collection with the bat detector. In particular, the platform provided tutorials for the identification of bat species and information about urban bat ecology to support participants in data collection and analysis. On this platform, participants uploaded their collected data and

**Table 1.** Descriptives for each field study and across all field studies including conduction period, N, gender, age, education, and mother tongue

Field study	Field study 1	Field study 2	Field study 3	Field study 4	All field studies
Conduction period	April/May 2019	Sept./Oct. 2019	May/June 2020	Sept./Oct. 2020	April 2019-Oct. 2020
N	37	38	34	30	139
Gender	24 female 13 male	20 female 18 male	15 female 19 male	20 female 9 male 1 diverse	79 male 59 female 1 diverse
Age: <i>M</i> ( <i>SD</i> ), range	46.65 (12.90), 18-66	43.53 (11.74), 24-78	41.00 (11.56), 19-62	44.87 (12.70), 20-70	44.03 (12.27), 18-78
Education: Top 3	56.8% university degree 16.2% general qualification for university entrance 8.1% doctoral/postdoctoral degree	68.4% university degree 7.9% doctoral/postdoctoral degree 7.9% qualification for advanced technical college entrance	64.7% university degree 14.7% general qualification for university entrance 8.8% doctoral/postdoctoral degree	63.3% university degree 10.0% doctoral/postdoctoral degree 10.0% general qualification for university entrance	63.3% university degree 11.5% general qualification for university entrance 8.6% doctoral/postdoctoral degree
Mother tongue	37 German	36 German 2 other	34 German	26 German 4 other	133 German 6 other

Note: We tested for differences between the field studies concerning the dependent variables and the explorative variables. But the field studies mostly did not differ from each other on each of these variables: attitude toward bats: T1:  $F(3, 135) < 1$ , *ns*, T2:  $F(3, 135) = 2.28$ ,  $p = 0.082$ ; content knowledge: T1:  $F(3, 135) < 1$ , *ns*, T2:  $F(3, 135) < 1$ , *ns*; attitudes toward engagement in CS: attitudes: T1:  $F(3, 135) = 1.45$ ,  $p = 0.233$ , T2:  $F(3, 135) < 1$ , *ns*; intentions: T1:  $F(3, 135) < 1$ , *ns*, T2:  $F(3, 135) < 1$ , *ns*; behavioral beliefs: T1:  $F(3, 135) < 1$ , *ns*, T2:  $F(3, 135) < 1$ , *ns*; control beliefs: T1:  $F(3, 135) < 1$ , *ns*, T2:  $F(3, 135) = 1.05$ ,  $p = 0.372$ ; normative beliefs: T1:  $F(3, 135) < 1$ , *ns*, T2:  $F(3, 135) = 1.28$ ,  $p = 0.283$ ; psychological ownership: T1:  $F(3, 135) < 1$ , *ns*, T2:  $F(3, 135) < 1$ , *ns*; pride: T1:  $F(3, 135) < 1$ , *ns*, T2:  $F(3, 135) = 2.94$ ,  $p = 0.035$ . At T2, participants of the second field study were prouder of their participation ( $M = 3.97$ ,  $SD = 0.99$ ) than participants of the fourth field study ( $M = 3.31$ ,  $SD = 0.78$ ),  $M_{diff} = 0.66$ ,  $SE = 0.23$ ,  $p = 0.005$ .

downloaded the species identifications provided by the scientists. They had the opportunity to analyze their own data as well as the complete dataset of all routes on which participants collected data. They could, for example, examine the correlations between bat activity and environmental features, such as proximity to water or tree cover. To analyze the data, participants followed a structured analysis process comparable to the usual scientific analysis process, i.e., formulate the research question, formulate hypotheses, specify the independent and dependent variables as well as their relationship, run tests for differences or for associations, and inspect, visualize, and interpret the findings. Citizens could discuss their findings and questions concerning the project and the topic with other citizens and with the project scientists in a forum.

Via this platform, participants also filled out questionnaires. After filling out the pre-measure questionnaire (T1), participants in the data collection only group ( $N = 64$ ) filled out the post-measure questionnaire (T2) after data collection was completed. Participants in the data collection and analysis group ( $N = 75$ ) filled out the post-measure questionnaire (T2) after both data collection and data analysis were completed (Fig. 1). All of the measures (Table 2) at T1 and T2 were identical in all four field studies. Other measures not reported here were emotions toward bats, attitudes toward science, epistemological beliefs, and motivation. Demographic data were only assessed at T1. An institutional ethics committee approved both questionnaires (ethics approval number: LEK 2018/062).

### Dropout analysis and participants

We recruited participants via public outreach campaigns targeted at the general public. These participants themselves chose to participate in the project, were very likely quite interested in bats, and were willing to invest their leisure time in participating in the project. Each recruited participant could only participate once in one of the field studies, and each participant recorded the bats' echolocation calls with the bat detector. Across all four field studies, 224 participants filled out the pre-measure questionnaire, and 139 participants also completed the post-measure questionnaire. This was a dropout rate of 37.9% of those filling out the questionnaire. However, these participants did not drop out of the project. Participants who dropped out did not differ from those participants who completed both questionnaires in their gender,  $\chi^2(2) = 0.78$ ,  $p = 0.678$ . Participants who completed both questionnaires were older,  $t(222) = -2.88$ ,  $p = 0.004$ , and had a higher level of education,  $t(222) = -0.29$ ,  $p = 0.023$ , than those participants who only filled out the pre-measure questionnaire. Thus, we included 139 participants in our analyses; see Table 1 for demographics.

### Measures

The details of each measure are presented in Table 2. We assessed participants' attitudes toward bats with 12 rating-scale items based on general attitude approaches (Bohner and Dickel 2011, Albarracin and Shavitt 2018). To measure citizens' content knowledge of urban bat ecology, we pre-identified the most relevant topics from the perspective of citizens and scientists

**Table 2.** Measures used in the field studies with their number of items, example items, Cronbach’s alphas, means, standard deviations, and references

Variable	N items	Example	$\alpha_{T1}$	$\alpha_{T2}$	$M_{T1} (SD_{T1})$	$M_{T2} (SD_{T2})$	References
Attitudes toward bats	12 (RS)	“Bats are fascinating animals.”	0.67	0.61	4.68 (0.28)	4.73 (0.24)	Albarracín and Shavitt 2018
Content knowledge	29 (SC/MC)	“Which statement about bat reproduction is correct?”	0.47	0.47	55.38% (9.10%)	59.32% (8.43%)	Bruckermann et al. 2022
Attitudes toward engagement in citizen science:			0.88	0.87	3.68 (0.58)	3.81 (0.55)	Summers and Abd-El-Khalick 2018
Attitude	3 (RS)	“Citizen science projects make sense.”	0.82	0.80	4.39 (0.59)	4.49 (0.57)	Summers and Abd-El-Khalick 2018
Intentions	3 (RS)	“I will engage in citizen science projects in the future.”	0.94	0.92	4.16 (0.82)	4.30 (0.75)	Summers and Abd-El-Khalick 2018
Behavioral beliefs	3 (RS)	“Citizen science projects help me understand the world around me.”	0.76	0.77	3.70 (0.80)	3.70 (0.80)	Summers and Abd-El-Khalick 2018
Control beliefs	3 (RS)	“Participating in citizen science projects is easy for me.”	0.76	0.64	3.69 (0.70)	3.98 (0.65)	Summers and Abd-El-Khalick 2018
Normative beliefs	3 (RS)	“Some of my peers engage in citizen science projects.”	0.83	0.81	2.45 (1.06)	2.61 (1.08)	Summers and Abd-El-Khalick 2018
Psychological ownership	3 (RS)	“The ‘Bat Researchers’ project feels like it is mine.”	0.82	0.85	1.96 (0.86)	2.02 (0.94)	Peck and Shu 2009, Pierce et al. 2001
Pride	3 (RS)	“When I think about my participation in the ‘Bat Researchers’ project, I am proud of myself.”	0.79	0.82	3.72 (0.98)	3.61 (0.97)	Lewis 2016, Lewis and Sullivan 2005

Note: RS = rating scale on a 5-point scale ranging from 1 (does not apply at all) to 5 (completely applies), SC = single-choice questions, MC = multiple-choice questions.

(Bruckermann et al. 2022) by means of a Delphi approach (e.g., Blanco-López et al. 2015). Using these topics as a basis, we then constructed 29 single- and multiple-choice questions. Finally, we divided participants’ correct answers by the total number of questions and assessed their content knowledge as the percentage of correct answers.

We assessed participants’ attitudes toward engagement in citizen science with five underlying dimensions (Summers and Abd-El-Khalick 2018) following the theory of planned behavior (Ajzen 1991, Fishbein and Ajzen 2010). With three rating-scale items each, we measured attitudes toward citizen science, intentions to engage in citizen science projects, behavioral beliefs, control beliefs, and normative beliefs. Similarly, we measured psychological ownership (Pierce et al. 2001, 2003, Peck and Shu 2009) as well as pride (Lewis and Sullivan 2005, Lewis 2016) with three rating-scale items each.

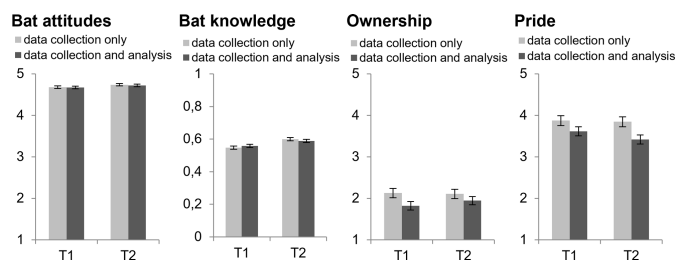
**Statistical analysis**

To test our hypotheses, we conducted mixed analyses of variance (ANOVAs) with degree of participation (data collection only group vs. data collection and analysis group) as between-group factor and participation (between the measurement points T1 vs. T2) as within-group factor in all analyses. We used SPSS Version 22.0 for this purpose (IBM Corporation 2013). We set the level of significance < 0.05 and used two-tailed tests throughout all analyses.

**RESULTS**

All test statistics are presented in Table 3. Compared with T1, all participants had a more positive attitude toward bats and more content knowledge of urban bat ecology at T2 (Table 2, Fig. 2), which supported hypotheses 1a and 2a. There were no further effects, which did not support hypotheses 1b and 2b.

**Fig. 2.** Means and standard errors for the dependent variables attitudes toward bats and content knowledge about bats, and for the explorative variables ownership and pride for the data collection only group (N = 64) and the data collection and analysis group (N = 75) for the first (T1) and second measurement point (T2).



For the five underlying dimensions of attitudes toward engagement in citizen science, there were similar results. Compared with T1, participants in both groups had a more positive attitude, higher

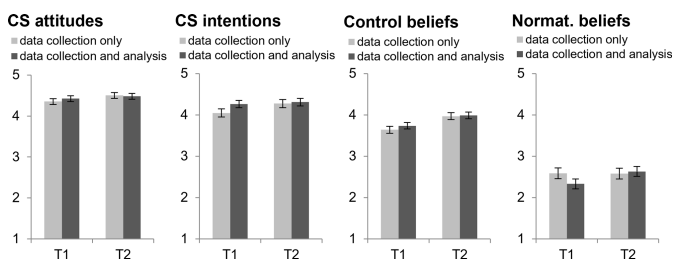
**Table 3.** Test statistics for the main effect of participation, the main effect of degree of participation, and the interaction effect between participation and degree of participation for the dependent variables attitude toward bats, content knowledge, attitude toward engagement in citizen science (CS) with its attitudinal domains attitudes, intentions, behavioral beliefs, control beliefs, and normative beliefs, and the explorative variables psychological ownership and pride

Dependent variable	Participation			Degree of participation			Participation × degree of participation		
	<i>F</i> (1, 137)	<i>p</i>	$\eta_p^2$	<i>F</i> (1, 137)	<i>p</i>	$\eta_p^2$	<i>F</i> (1, 137)	<i>p</i>	$\eta_p^2$
Attitude toward bats	8.82	0.004	0.061	< 1	<i>ns</i>	-	< 1	<i>ns</i>	-
Content knowledge	30.65	< 0.001	0.183	< 1	<i>ns</i>	-	1.79	0.184	-
Attitude toward engagement in CS	12.17	0.001	0.082	< 1	<i>ns</i>	-	< 1	<i>ns</i>	-
Attitudes	5.58	0.020	0.039	< 1	<i>ns</i>	-	1.11	0.293	-
Intentions	5.40	0.022	0.038	1.11	0.294	-	2.27	0.134	-
Behavioral beliefs	< 1	<i>ns</i>	-	< 1	<i>ns</i>	-	< 1	<i>ns</i>	-
Control beliefs	24.65	< 0.001	0.152	< 1	<i>ns</i>	-	< 1	<i>ns</i>	-
Normative beliefs	4.38	0.038	0.031	< 1	<i>ns</i>	-	5.03	0.027	0.035
Psychological ownership	< 1	<i>ns</i>	-	3.02	0.084	-	1.07	0.303	-
Pride	1.14	0.287	-	7.41	0.007	0.051	< 1	<i>ns</i>	-

Note: Test statistics for the difference between the two degree of participation groups at the two measurement points for the participation × degree of participation interaction for the dependent variable normative beliefs: T1:  $F(1, 137) = 2.07, p = 0.152$ ; T2:  $F(1, 137) < 1, ns$ .

intentions, stronger control beliefs, and stronger normative beliefs at T2 (Table 2, Fig. 3), which supported hypothesis 3a. None of the other effects was significant, with the exception of the interaction effect between participation and degree of participation for normative beliefs (Table 3). However, the degree of participation groups did not differ at each of the measurement points. Thus, overall, there was no support for hypothesis 3b. Finally, when we included the five underlying dimensions of attitudes as an additional within-group factor into the mixed ANOVA, this analysis also found that all participants had a more positive attitude toward engagement in citizen science in general at T2 than at T1 (Table 2).

**Fig. 3.** Means and standard errors for the dependent variables attitudes toward citizen science (CS), intentions to engage in CS, control beliefs, and normative beliefs (all belonging to attitudes toward engagement in CS) for the data collection only group ( $N = 64$ ) and the data collection and analysis group ( $N = 75$ ) for the first (T1) and second measurement point (T2).



With respect to psychological ownership, we did not find any significant differences. The data collection only group experienced more pride than the data collection and analysis group, but the other effects were not significant (Fig. 2).

## DISCUSSION

The research presented here investigated the impact of a citizen science project about urban bat ecology on citizens' content knowledge about bats, and attitudes toward bats and toward engagement in citizen science. Our findings demonstrated that knowledge increased and attitudes improved during citizens' participation in the research process. In particular, the increase in citizens' content knowledge about urban bat ecology was more pronounced than the improvement in their attitudes, which is in line with previous research (Peter et al. 2019). Most previous studies agree that citizen science projects enhance citizens' content knowledge (Druschke and Seltzer 2012, Bela et al. 2016, Haywood et al. 2016). Findings on citizens' attitudes have been less conclusive and revealed small to negative changes in attitudes (Brossard et al. 2005, Druschke and Seltzer 2012). Our study adds to the picture by showing significant and medium-sized changes for both attitudes toward bats and toward engagement in citizen science. Moreover, our findings extend previous studies by not only distinguishing between attitudes toward bats and science-related attitudes (e.g., Peter et al. 2019), but also differentiating among various attitudinal domains, which we captured using multi-items measures. Based on the theory of planned behavior (Ajzen 1991, Fishbein and Ajzen 2010), our findings showed different changes in the attitudinal domains. They revealed stronger changes in citizens' beliefs about their ability to participate in citizen science, along with no changes in their beliefs about its usefulness for their personal lives. Thus, our research has demonstrated that "Bat Researchers" project had the potential to improve citizens' learning outcomes.

Furthermore, this research set out to investigate whether the degree of citizens' participation in the research process has an impact on their learning outcomes. Inquiry-based learning opportunities combine citizens' participation in the different steps of the research process and in scaffolding structures that support

their understanding (Aristeidou et al. 2020). If citizens participate in the data collection and are supported with a tutorial to record bats' echolocation calls, they could increase their knowledge of distinguishing among bat species. For instance, Prather et al. 2013 demonstrated the influence of identifying galaxies on citizens' knowledge about galaxy morphology. If citizens participate in data analyses and are provided with the data and a tool to test their assumptions on the influence of environmental features on bat species, they may develop their knowledge in a different way and increase their understanding of urban bat ecology. Our findings demonstrated that these degrees of citizens' participation did not seem to have an influence on the outcomes. This means that citizens' additional engagement in data analysis did not affect any improvements in attitudes toward bats or toward engagement in citizen science, or any increase in knowledge acquisition about bats. Our findings extend previous research on the relationship between degree of participation and learning outcomes by using the exact same citizen science project and research context (i.e., bat ecology) in both conditions and by directly comparing learning outcomes of citizens who could participate on a contributory level (i.e., providing data) with those learning outcomes of citizens who could participate on a collaborative level (i.e., analyzing data and discussing findings with citizens and scientists).

Our findings may also contradict previous assumptions that were derived from the so-called "Arnstein's ladder" (Arnstein 1969; see Haklay 2013 for an overview). These assumptions postulated that the higher the degree of participation, the better for citizen science outcomes. On the one hand, participating in the offered activities of the project was in our study enough to increase learning outcomes, independently of the degree of participation. This finding may be good news for the citizen science community, because learning from participation in projects does not seem to be limited to higher degrees of participation but may depend on the offered activities. On the other hand, it could also be that citizens did not engage in the data analysis sufficiently enough (T. Bruckermann, H. Greving, M. Stillfried, A. Schumann, M. Brandt, and U. Harms, *unpublished manuscript*) to have any additional effect on the outcome measures. In line with previous research, learning outcomes may indeed be more closely related to the prerequisites in projects, such as citizens' goals and abilities for participation, e.g., motivation (Phillips et al. 2019) and scientific reasoning skills (Stylinski et al. 2020), than to the degree of participation (Shirk et al. 2012). Behavioral data from future research on how citizens actually participate in different scientific activities may help explain why engaging in the data analysis had no additional effects. Future research may also need to specify either the prerequisites of the participants, e.g., scientific reasoning skills (Bruckermann et al. 2021b), or the prerequisites of the project, e.g., training on data analyses (Gray et al. 2017), under which citizens' opportunities to analyze data have beneficial effects for outcome measures in similar projects.

Finally, the findings of the explorative measures were informative. We found that the data collection only group experienced more pride in their participation. Here, the assumption that a higher degree of participation would benefit outcomes also did not hold (Shirk et al. 2012). In contrast, asking citizens directly after their evening walks and data collection could have activated their feelings of pride more readily. These feelings might have already

faded away for those citizens in the data analysis group who answered the post measurement at the end of the project. Apart from this, citizens could have seen their contribution as just collecting data, not analyzing it (Phillips et al. 2019). This suggestion is also in line with recent research that analyzed activity patterns of citizens who used an online platform during a citizen science project (T. Bruckermann, H. Greving, M. Stillfried, A. Schumann, M. Brandt, and U. Harms, *unpublished manuscript*). These data showed that citizens were mainly active during data collection and more passive during data analysis. But more research needs to be conducted about the conditions under which the engagement in data analysis has beneficial effects on citizen science outcomes.

The strengths of the studies were their standardized and rigorous approaches. We conducted externally valid studies and used samples of participants that were representative of typical citizen science volunteers. The sample size was also large enough to generate sufficient statistical power. We used established and objective measures that, overall, had sufficient internal consistencies. Moreover, by employing both a data collection only group and a data collection and analysis group, the long-debated construct of degree of participation (Shirk et al. 2012) was successfully implemented and experimentally tested, a relevant step forward for the citizen science community.

There were also some limitations. First, the results revealed that citizens' attitudes toward bats and toward engagement in citizen science improved. On the one hand, these are merely attitudes and it is unclear whether citizens would also act in accordance with their attitudes. Thus, there may be a gap between attitude and behavior in the areas of bat conservation and engagement in citizen science. On the other hand, there is a solid body of research and several frameworks that clearly indicate that attitudes are highly relevant predictors of behavioral intentions and actual behavior, e.g., theory of planned behavior (Ajzen 1991, Fishbein and Ajzen 2010; for other models see Sheeran et al. 1999, Webb and Sheeran 2006, Albarracin and Shavitt 2018). This means that, although we did not assess actual behavior, the changes that we found in attitudes have the potential to initiate behavioral changes in citizens. Second, we developed our questionnaire on content knowledge based on questions that citizens frequently ask about bats living in the city. The changes in knowledge might have been different if we had asked citizens for their formal scientific knowledge of bat ecology instead of their specific local knowledge (Stocklmayer and Bryant 2012).

Third, our project about urban bat ecology was open to and directed at the public, and citizens could apply for it if they were interested in participating. Thus, we did not analyze a sample that was representative of the general population, but rather a self-selected sample of citizens who showed a general interest in bats, meaning the findings of our studies may be limited to people who are already enthusiastic about bats. We also had a high dropout rate of citizens who did not fill out the post measurement, although they continued participating in the project itself. This dropout may have been caused by the fact that participation in the whole project and the questionnaires was completely voluntary; we did not give citizens any incentives for their participation. Researchers could possibly pay monetary incentives to their participants for completing questionnaires in

future studies. This could help address both concerns, i.e., create a more diverse and representative sample, and decrease dropout across the points of measurement.

Finally, the sample size of the participating citizens across the field studies created enough statistical power to conduct mixed ANOVAs. But with an even larger sample size, we could have calculated larger path models with latent variables to test our hypotheses (Bruckermann et al. 2021a). Because of the expected sample size, we also implemented the variation in degree of participation with two groups. With a larger sample size, we could have also measured citizens' actual level of participation in the different scientific tasks and could have used those measurements as predictors in the models. On the other hand, such an approach could have produced subsamples with totally different sample sizes, because citizens might have rather engaged in data collection than data analysis (T. Bruckermann, H. Greving, M. Stillfried, A. Schumann, M. Brandt, and U. Harms, *unpublished manuscript*).

## CONCLUSION

In summary, our research investigated the impact of a citizen science project about urban bat ecology on citizens' knowledge acquisition about urban bat ecology, and their attitudes toward bats and toward engagement in citizen science. Our findings present evidence that attitudes and knowledge improved during citizens' participation, largely independently of their degree of participation (i.e., whether they only engaged in data collection, or in data collection and analysis). Thus, if citizen science practitioners wish to conduct a project in order to increase citizens' attitudes and knowledge, it may be enough to engage them in data collection along with the other offered activities (e.g., tutorials), because additional data analysis did not alter the effect. However, we acknowledge that, if citizens understand and learn in the future that they can also be valuable data analysts, additional engagement in data analysis may have the potential to further improve attitudes and increase knowledge.

*Responses to this article can be read online at:*  
<https://www.ecologyandsociety.org/issues/responses.php/13272>

---

## Author Contributions:

*Hannah Greving and Till Bruckermann equally contributed to this article and share first authorship.*

## Acknowledgments:

*This work was supported by the German Federal Ministry of Education and Research (BMBF) under Grants [01|O1725, 01|O1727, 01|O1728]. The funding source was neither involved in the conducting of the research nor the preparation of the article.*

## Data Availability:

*The data/code that support the findings of this study are openly available in psycharchives at <https://doi.org/10.23668/psycharchives.5363>. Ethical approval for this research study was granted by the Leibniz-*

*Institut für Wissensmedien, Tübingen, Germany, ethics approval number LEK 2018/062.*

---

## LITERATURE CITED

- Ajzen, I. 1991. The theory of planned behavior. *Organizational Behavior and Human Decision Processes* 50(2):179-211. <https://doi.org/10.4135/9781446249215.n22>
- Albarracín, D., and S. Shavitt. 2018. Attitudes and attitude change. *Annual Review of Psychology* 69:299-327. <https://doi.org/10.1146/annurev-psych-122216-011911>
- Aristeidou, M., and C. Herodotou. 2020. Online citizen science: a systematic review of effects on learning and scientific literacy. *Citizen Science: Theory and Practice* 5(1):69. <https://doi.org/10.5334/cstp.224>
- Aristeidou, M., E. Scanlon, and M. Sharples. 2020. Learning outcomes in online citizen science communities designed for inquiry. *International Journal of Science Education, Part B* 10(4):277-294. <https://doi.org/10.1080/21548455.2020.1836689>
- Arnstein, S. R. 1969. A ladder of citizen participation. *Journal of the American Institute of Planners* 35(4):216-224. <https://doi.org/10.4324/9780429261732-36>
- Becker-Klein, R., K. Peterman, and C. Styliniski. 2016. Embedded assessment as an essential method for understanding public engagement in citizen science. *Citizen Science: Theory and Practice* 1(1):305. <https://doi.org/10.5334/cstp.15>
- Bela, G., T. Peltola, J. C. Young, B. Balázs, I. Arpin, G. Pataki, J. Hauck, E. Kelemen, L. Kopperoinen, A. van Herzele, et al. 2016. Learning and the transformative potential of citizen science. *Conservation Biology* 30(5):990-999. <https://doi.org/10.1111/cobi.12762>
- Blanco-López, Á., E. España-Ramos, F. J. González-García, and A. J. Franco-Mariscal. 2015. Key aspects of scientific competence for citizenship: a Delphi study of the expert community in Spain. *Journal of Research in Science Teaching* 52(2):164-198. <https://doi.org/10.1002/tea.21188>
- Bohner, G., and N. Dickel. 2011. Attitudes and attitude change. *Annual Review of Psychology* 62:391-417. <https://doi.org/10.1146/annurev.psych.121208.131609>
- Bonney, R. E., H. L. Ballard, R. C. Jordan, E. McCallie, T. B. Phillips, J. L. Shirk, and C. C. Wilderman. 2009. Public participation in scientific research: defining the field and assessing its potential for informal science education. A CAISE Inquiry Group Report, Center for Advancement of Informal Science Education (CAISE), Washington, D.C., USA.
- Brossard, D., B. V. Lewenstein, and R. E. Bonney. 2005. Scientific knowledge and attitude change: the impact of a citizen science project. *International Journal of Science Education* 27(9):1099-1121. <https://doi.org/10.1080/09500690500069483>
- Bruckermann, T., H. Greving, A. Schumann, M. Stillfried, K. Börner, S. E. Kimmig, R. Hagen, M. Brandt, and U. Harms. 2021a. To know about science is to love it? Unraveling cause-effect relationships between knowledge and attitudes toward science in citizen science on urban wildlife ecology. *Journal of Research in Science Teaching* 58(8):1179-1202. <https://doi.org/10.1002/tea.21697>

- Bruckermann, T., T. M. Straka, M. Stillfried, and M. Krell. 2021b. Context matters: Accounting for item features in the assessment of citizen scientists' scientific reasoning skills. *Citizen Science: Theory and Practice* 6(1). <https://doi.org/10.5334/cstp.309>
- Bruckermann, T., M. Stillfried, T. M. Straka, and U. Harms. 2022. Citizen science projects require agreement: a Delphi study to identify which knowledge on urban ecology is considered relevant from scientists' and citizens' perspectives. *International Journal of Science Education, Part B: Communication and Public Engagement* 12(1):75-92. <https://doi.org/10.1080/21548455.2022.2028925>
- Christie, A. P., T. Amano, P. A. Martin, G. E. Shackelford, B. I. Simmons, and W. J. Sutherland. 2019. Simple study designs in ecology produce inaccurate estimates of biodiversity responses. *Journal of Applied Ecology* 56(12):2742-2754. <https://doi.org/10.1111/1365-2664.13499>
- Cox, J., E. Y. Oh, B. Simmons, C. Lintott, K. Masters, A. Greenhill, G. Graham, and K. Holmes. 2015. Defining and measuring success in online citizen science: a case study of Zooniverse projects. *Computing in Science & Engineering* 17(4):28-41. <https://doi.org/10.1109/MCSE.2015.65>
- Crall, A. W., R. C. Jordan, K. Holfelder, G. J. Newman, J. Graham, and D. M. Waller. 2013. The impacts of an invasive species citizen science training program on participant attitudes, behavior, and science literacy. *Public Understanding of Science* 22(6):745-764. <https://doi.org/10.1177/0963662511434894>
- Dickinson, J. L., and R. Crain. 2019. An experimental study of learning in an online citizen science project: insights into study design and waitlist controls. *Citizen Science: Theory and Practice* 4(1):26. <https://doi.org/10.5334/cstp.218>
- Druschke, C. G., and C. E. Seltzer. 2012. Failures of engagement: lessons learned from a citizen science pilot study. *Applied Environmental Education & Communication* 11(3-4):178-188. <https://doi.org/10.1080/1533015X.2012.777224>
- Fernandez-Gimenez, M. E., H. L. Ballard, and V. E. Sturtevant. 2008. Adaptive management and social learning in collaborative and community-based monitoring: a study of five community-based forestry organizations in the western USA. *Ecology and Society* 13(2):4. <https://doi.org/10.5751/ES-02400-130204>
- Fishbein, M., and I. Ajzen. 2010. *Predicting and changing behavior: the reasoned action approach*. Psychology, New York, New York, USA. <https://doi.org/10.4324/9780203838020>
- Gray, S., R. C. Jordan, A. Crall, G. Newman, C. Hmelo-Silver, J. Huang, W. Novak, D. Mellor, T. Frensley, M. Prysby, et al. 2017. Combining participatory modelling and citizen science to support volunteer conservation action. *Biological Conservation* 208:76-86. <https://doi.org/10.1016/j.biocon.2016.07.037>
- Greving, H., T. Bruckermann, and J. Kimmerle. 2020. This is my project! The influence of involvement on psychological ownership and wildlife conservation. *Current Research in Ecological and Social Psychology* 1:100001. <https://doi.org/10.1016/j.cresp.2020.100001>
- Haklay, M. 2013. Citizen science and volunteered geographic information: overview and typology of participation. Pages 105-122 in D. Sui, S. Elwood, and M. Goodchild, editors. *Crowdsourcing geographic knowledge*. Springer, Dordrecht, The Netherlands. [https://doi.org/10.1007/978-94-007-4587-2\\_7](https://doi.org/10.1007/978-94-007-4587-2_7)
- Haywood, B. K., J. K. Parrish, and J. Dolliver. 2016. Place-based and data-rich citizen science as a precursor for conservation action. *Conservation Biology* 30(3):476-486. <https://doi.org/10.1111/cobi.12702>
- Heigl, F., B. Kieslinger, K. T. Paul, J. Uhlik, and D. Dörler. 2019. Opinion: toward an international definition of citizen science. *Proceedings of the National Academy of Sciences of the United States of America* 116(17):8089-8092. <https://doi.org/10.1073/pnas.1903393116>
- IBM Corporation. 2013. *IBM SPSS Statistics for Windows, Version 22.0*. IBM Corporation, Armonk, New York, USA.
- Jordan, R. C., A. Crall, S. Gray, T. B. Phillips, and D. Mellor. 2015. Citizen science as a distinct field of inquiry. *BioScience* 65(2):208-211. <https://doi.org/10.1093/biosci/biu217>
- Jordan, R. C., S. A. Gray, D. V. Howe, W. R. Brooks, and J. G. Ehrenfeld. 2011. Knowledge gain and behavioral change in citizen-science programs. *Conservation Biology* 25(6):1148-1154. <https://doi.org/10.1111/j.1523-1739.2011.01745.x>
- Kloetzer, L., J. Lorke, J. Roche, Y. Golumbic, S. Winter, and A. Jõgeva. 2021. Learning in citizen science. Pages 283-308 in K. Vohland, A. Land-Zandstra, L. Ceccaroni, R. Lemmens, J. Perelló, M. Ponti, R. Samson, and K. Wagenknecht, editors. *The science of citizen science*. Springer, Cham, Switzerland. [https://doi.org/10.1007/978-3-030-58278-4\\_15](https://doi.org/10.1007/978-3-030-58278-4_15)
- Lawrence, A. 2006. 'No personal motive?' Volunteers, biodiversity, and the false dichotomies of participation. *Ethics, Place & Environment* 9(3):279-298. <https://doi.org/10.1080/13668790600893319>
- Lewis, M. 2016. Self-conscious emotions: embarrassment, pride, shame, guilt, and hubris. Pages 792-814 in L. F. Barrett, M. Lewis, and J. M. Haviland-Jones, editors. *Handbook of emotions*. Fourth edition. Guilford, New York, New York, USA.
- Lewis, M., and M. Sullivan. 2005. The development of self-conscious emotions. Pages 185-201 in A. Elliot and C. Dweck, editors. *Handbook of competence and motivation*. Guilford, New York, New York, USA.
- Masters, K., E. Y. Oh, J. Cox, B. Simmons, C. Lintott, G. Graham, A. Greenhill, and K. Holmes. 2016. Science learning via participation in online citizen science. *Journal of Science Communication* 15(03). <https://doi.org/10.22323/2.15030207>
- Peck, J., and S. B. Shu. 2009. The effect of mere touch on perceived ownership. *Journal of Consumer Research* 36(3):434-447. <https://doi.org/10.1086/598614>
- Peter, M., T. Diekötter, and K. Kremer. 2019. Participant outcomes of biodiversity citizen science projects: a systematic literature review. *Sustainability* 11(10):2780. <https://doi.org/10.3390/su11102780>
- Phillips, T. B., H. L. Ballard, B. V. Lewenstein, and R. Bonney. 2019. Engagement in science through citizen science: moving beyond data collection. *Science Education* 103(3):665-690. <https://doi.org/10.1002/sce.21501>



- Phillips, T. B., N. Porticella, M. Conostas, and R. E. Bonney. 2018. A framework for articulating and measuring individual learning outcomes from participation in citizen science. *Citizen Science: Theory and Practice* 3(2):3. <https://doi.org/10.5334/cstp.126>
- Pierce, J. L., T. Kostova, and K. T. Dirks. 2001. Toward a theory of psychological ownership in organizations. *Academy of Management Review* 26(2):298-310. <https://doi.org/10.2307/259124>
- Pierce, J. L., T. Kostova, and K. T. Dirks. 2003. The state of psychological ownership: integrating and extending a century of research. *Review of General Psychology* 7(1):84-107. <https://doi.org/10.1037/1089-2680.7.1.84>
- Prather, E. E., S. Cormier, C. S. Wallace, C. Lintott, M. Jordan Raddick, and A. Smith. 2013. Measuring the conceptual understandings of citizen scientists participating in Zooniverse projects: a first approach. *Astronomy Education Review* 12(1). <https://doi.org/10.3847/AER2013002>
- Rotman, D., J. Hammock, J. Preece, D. Hansen, C. Boston, A. Bowser, and Y. He. 2014. Motivations affecting initial and long-term participation in citizen science projects in three countries. Pages 110-124 in M. Kindling and E. Greifeneder, editors. *iConference 2014 Proceedings* (Berlin, Germany). iSchools, Champaign, Illinois, USA.
- Sheeran, P., S. Orbell, and D. Trafimow. 1999. Does the temporal stability of behavioral intentions moderate intention-behavior and past behavior-future behavior relations? *Personality and Social Psychology Bulletin* 25(6):724-734. <https://doi.org/10.1177/0146167299025006007>
- Shirk, J. L., H. L. Ballard, C. C. Wilderman, T. Phillips, A. Wiggins, R. Jordan, E. McCallie, M. Minarchek, B. V. Lewenstein, M. E. Krasny, et al. 2012. Public participation in scientific research: a framework for deliberate design. *Ecology and Society* 17(2):29. <https://doi.org/10.5751/ES-04705-170229>
- Sickler, J., T. M. Cherry, L. Allee, R. R. Smyth, and J. Losey. 2014. Scientific value and educational goals: balancing priorities and increasing adult engagement in a citizen science project. *Applied Environmental Education & Communication* 13(2):109-119. <https://doi.org/10.1080/1533015X.2014.947051>
- Silvertown, J., M. Harvey, R. Greenwood, M. Dodd, J. Rosewell, T. Rebelo, J. Ansine, and K. McConway. 2015. Crowdsourcing the identification of organisms: a case-study of iSpot. *ZooKeys* 480:125-146. <https://doi.org/10.3897/zookeys.480.8803>
- Stockmayer, S. M., and C. Bryant. 2012. Science and the public—what should people know? *International Journal of Science Education, Part B* 2(1):81-101. <https://doi.org/10.1080/0950069-3.2010.543186>
- Stylinski, C. D., K. Peterman, T. B. Phillips, J. Linhart, and R. Becker-Klein. 2020. Assessing science inquiry skills of citizen science volunteers: a snapshot of the field. *International Journal of Science Education, Part B* 10(1):77-92. <https://doi.org/10.1080/21548455.2020.1719288>
- Summers, R., and F. Abd-El-Khalick. 2018. Development and validation of an instrument to assess student attitudes toward science across grades 5 through 10. *Journal of Research in Science Teaching* 55(2):172-205. <https://doi.org/10.1002/tea.21416>
- Toomey, A. H., and M. C. Domroese. 2013. Can citizen science lead to positive conservation attitudes and behaviors? *Human Ecology Review* 20(1):50-62.
- Trumbull, D. J., R. E. Bonney, D. Bascom, and A. Cabral. 2000. Thinking scientifically during participation in a citizen-science project. *Science Education* 84(2):265-275. [https://doi.org/10.1002/\(SICI\)1098-237X\(200003\)84:2](https://doi.org/10.1002/(SICI)1098-237X(200003)84:2)

## **Appendix 1.** Items of all reported measures.

### Pride

When I think about my participation in the “Bat Researchers” project, ...

1. ... I am proud of myself.
2. ... I am very satisfied with myself.
3. ... I feel confident.

### Attitudes toward bats

1. Bats are impressive animals.
2. Bats need to be protected.
3. I get excited about having bats near my house/flat (e.g., below the roof top).
4. Bats are intelligent animals.
5. We need to promote the protection of bats.
6. Bats are dangerous animals.
7. Habitats of bats near my house/flat (e.g., old houses, dead trees) should be kept.
8. Bats carry severe germs.
9. Bats are fascinating animals.
10. Bats are threatening animals.
11. Bats do not belong to people’s close surroundings.
12. It is important to better protect bats.

### Attitudes toward engagement in CS

1. I think that citizen science projects make sense.
  2. I want to participate in further citizen science projects.
  3. Participating in citizen science projects is easy for me.
  4. I want to engage in future citizen science projects.
  5. Citizen science projects help me understand the world around me.
  6. I consider citizen science projects a good cause.
  7. I want to continue to learn something in further citizen science projects.
  8. I can manage even difficult situations in citizen science projects.
  9. Citizen science projects help me protect the environment.
  10. People in my direct surroundings engage in citizen science projects.
  11. Citizen science projects help me make better choices about my health.
  12. I think that citizen science projects get us somewhere.
  13. It is normal for people in my direct surroundings to talk about citizen science projects.
  14. It is easy for me to try to understand new topics of citizen science projects.
  15. Other people in my direct surroundings are also enthusiastic about citizen science projects.
- Attitudes: 1., 6., 12.; Intentions: 2., 4., 7.; Behavioral beliefs: 5., 9., 11.; Control beliefs: 3., 8., 14.; Normative beliefs: 10., 13., 15.

### Psychological ownership

1. The “Bat Researchers” project feels like it is mine.
2. I feel like I personally own the “Bat Researchers” project.
3. I feel like I possess the “Bat Researchers” project.

Topic-specific knowledge about bats

1. Which statement about reproduction in bats is correct? (one answer is correct)
  - A. Fertilization occurs immediately after mating in bats.
  - B. The female bat moves into roosts alone after mating.
  - C. Bats have 1-2 young per year.
  - D. Bats mate in spring.
  
2. Which statement about raising young in bats is correct? (one answer is correct)
  - A. Bats build nests for their young.
  - B. Bats feed insects to their young.
  - C. Bats lay eggs.
  - D. Bats lactate their young.
  
3. What is the risk of being bitten by a bat? (one answer is correct)
  - A. Bats can bite, but their small teeth cannot hurt human skin.
  - B. Bats can bite, but thick gloves protect you.
  - C. Bats will bite if you enter an attic or basement where bats are present.
  - D. Bats will bite if you enter the territory of a bat roost in the woods.
  - E. Bats will bite when they mistake a human finger for prey.
  
4. What possible danger could bats pose to/in your building? (one answer is correct)
  - A. The acid in bat droppings could damage the masonry.
  - B. A bat roost could expand largely in a building.
  - C. Bats can bite if you touch them.
  - D. Dropped young bats may behave aggressively.
  - E. Young bat may accidentally get lost into living rooms in the spring.
  
5. Assign the habitats of bats to their respective functions (one assignment per habitat).
  - (1) Tree holes and cracks
    - Hunting and drinking
    - Foraging and orientation
    - Foraging and migration
    - Day roosts
  - (2) Open area
    - Hunting and drinking
    - Foraging and orientation
    - Foraging and migration
    - Day roosts
  - (3) Waterbodies
    - Hunting and drinking
    - Foraging and orientation
    - Foraging and migration
    - Day roosts
  - (4) Caves and rock cracks
    - Hunting and drinking
    - Foraging and orientation
    - Foraging and migration
    - Day roosts
  - (5) Vegetation edges
    - Hunting and drinking

Foraging and orientation  
Foraging and migration  
Day roosts

6. Which statements about the impact of urban growth on bats are CORRECT or FALSE?
- A. Building development in cities has an impact on bats because bats find roosts in and at buildings at all times of the year.
  - B. Tall buildings have an impact on bats because bats hunt in open areas.
  - C. Artificial light in cities does not affect bats because it does not affect their echolocation.
  - D. Roads have no effect on bats because bats can fly over them.

7. In what types of roosts can bats live in the city?
- A. Tree cracks
  - B. Burrows
  - C. Buildings
  - D. Nesting boxes
  - E. Home-made nests

8. Which statements about the respective habitat of the four bat groups can be derived from the diagram? Complete the sentences (one bat group per statement).

*[Figure available upon request by the authors.]*

(1) Bats of group a

have advantages from man-made structures (e.g., light sources), but also use natural habitats (peri-urban specialists).  
cope only in rural areas and not in urban areas (urban sensitive/avoidant bats).  
cope in rural as well as urban and peri-urban areas (urban-tolerant bat species).  
benefit more from urban than from rural habitats (urban specialists).

(2) Bats of group b

have advantages from man-made structures (e.g., light sources), but also use natural habitats (peri-urban specialists).  
cope only in rural areas and not in urban areas (urban sensitive/avoidant bats).  
cope in rural as well as urban and peri-urban areas (urban-tolerant bat species).  
benefit more from urban than from rural habitats (urban specialists).

(3) Bats of group c

have advantages from man-made structures (e.g., light sources), but also use natural habitats (peri-urban specialists).  
cope only in rural areas and not in urban areas (urban sensitive/avoidant bats).  
cope in rural as well as urban and peri-urban areas (urban-tolerant bat species).  
benefit more from urban than from rural habitats (urban specialists).

(4) Bats of group d

have advantages from man-made structures (e.g., light sources), but also use natural habitats (peri-urban specialists).  
cope only in rural areas and not in urban areas (urban sensitive/avoidant bats).  
cope in rural as well as urban and peri-urban areas (urban-tolerant bat species).  
benefit more from urban than from rural habitats (urban specialists).

9. Which TWO characteristics do winter roosts for bats in the city definitely require? (TWO answers are correct)

- A. Roosts must be rather dry, like rooms with heating systems.

- B. Roosts must be frost-free, like basements.
- C. Roosts must provide enclosed hanging places, such as narrow crevices.
- D. Roosts must be quiet.
- E. Roosts must be able to warm up easily, such as attics.

10. Bats inhabit different roosts, which differ in their function. Which statement about roosts of bats is true? (one answer is correct)

- A. After mating, summer roosts are used by both female and male bats.
- B. Roosts where females raise young are called nurseries.
- C. Summer roosts are often also used as winter roosts.
- D. Winter roosts are used by female and male bats.

11. Which of the following does NOT have a direct impact on bats using roosts? (one answer is correct).

- A. Protect tree cavities
- B. Put up feeding places
- C. Create diversity in the garden
- D. Avoid pesticides

12. What is the most LIKELY consequence bats can have in a building? (one answer is correct)

- A. Bats bring nesting material into their roost.
- B. Bats leave droppings in their roost.
- C. Bats nibble on house insulation.
- D. Bats spread parasites such as lice and ticks.
- E. Bats enlarge existing cracks in house facades.

13. Why do bats benefit from a near-natural garden with many different plant species? (one answer is correct)

- A. A semi-natural garden with many different plant species provides more hiding places.
- B. A semi-natural garden leaves more fruit from many different types of plants.
- C. In a semi-natural garden, the flowering times of the different plant species attract more insects.
- D. In a near-natural garden with many different plant species, there is less chemical exposure to pesticides.

14. Why can putting up bat boxes be helpful for bats? (one answer is correct)

- A. Bat boxes provide opportunities to bats to explore new hunting areas.
- B. Bats settle in new areas because of bat boxes.
- C. Bat boxes create additional roosts.
- D. Bat boxes facilitate nest building for raising young.

15. Which TWO factors do you need to consider when putting up a bat box? (two answers are correct)

Putting up a bat box is done ...

- A. ... protected behind trees.
- B. ... in larger numbers.
- C. ... in northern orientation.
- D. ... with different types of boxes.
- E. ... like a bird box.

F. ... for cleaning purposes at chest level.

16. Bats are endangered throughout Germany and need our help and protection in cities as well. Which of the following does NOT help protect bats? (one answer is correct)

- A. Increasing plant diversity in allotments enhances the foraging habitat of bats.
- B. Avoiding the use of wood preservatives reduces the risk of bats becoming ill in their roosts.
- C. Avoiding insecticides maintains the food base of bats.
- D. Supplementary feeding with mealworms bridges the winter period for bats.

17. Which of these factors influences whether or not a bat will accept a bat box? (one answer is correct)

- A. Bats will only accept bat boxes if they are placed at least 10 m above the ground.
- B. Bats prefer different boxes depending on the species.
- C. Depending on their origin, bats prefer different boxes.
- D. Depending on their age, bats prefer different boxes.
- E. Female and male bats prefer different bat boxes.

18. Why do wind turbines pose a threat to bats? (one answer is correct)

- A. Wind turbines and the pressure of the rotor blades push bats to the ground.
- B. Wind turbines are especially dangerous to young bats.
- C. Wind turbines injure the internal organs of bats.
- D. Wind turbines injure male bats during hunting.
- E. Only bat species that migrate between summer and winter roosts are injured by wind turbines.

19. Which statement about the protection of bat roosts in buildings is true? (one answer is correct)

- A. If a bat roost is in and at the façade of a building, the entire building is protected.
- B. Protection applies to buildings with consistently occupied bat roosts.
- C. Bat roost protection is based on population size.
- D. Bats in and on the building are subject to a year-round disturbance ban.
- E. Bat roosts shall be protected in buildings only for the duration of hibernation.

20. Which of these statements is a CORRECT or FALSE justification for the need to protect bat roosts?

- A. Bats have few offspring, so disturbance is particularly severe.
- B. Summer roosts are visited only once by the same bat, but regularly by different bats.
- C. If bats are disturbed in their winter roosts, they will not mate in the spring.
- D. When bats are disturbed in the maternity roost, there is a risk that young will be left behind.

21. Which legal basis must you consider if you encounter bats on your property? (one answer is correct)

- A. Dead animals are excluded from the law.
- B. Abandoned roosts may be sealed.
- C. Injured, helpless, or sick animals must be reported.
- D. Violations of shelter regulations are punishable only as misdemeanors.

22. On average, what percentage of their own body weight do bats ingest in food each night?  
(one answer is correct)

- A. 5%
- B. 15%
- C. 20%
- D. 30%
- E. 50%

23. How many species of bats are found in the city of [blinded for review]? (one answer is correct)

- A. 3
- B. 9
- C. 12
- D. 18
- E. 20

24. Which bat species are native to Germany and which are not?

*[Figure available upon request by the authors.]*

- A. Fringed-lipped bat
- B. Grey long-eared bat
- C. Common noctule
- D. Short-tailed leaf-nosed bat
- E. Barbastelle bat
- F. Vampire bat
- G. White bat
- H. Pipistrelle bat

25. Name the body parts of the bat by matching the numbers with the appropriate label from the list.

*[Figure available upon request by the authors.]*

(1) 1

2nd finger  
Thumb claw  
Flight skin  
Hind foot  
Ear  
Tragus  
Forearm

(2) 2

2nd finger  
Thumb claw  
Flight skin  
Hind foot  
Ear  
Tragus  
Forearm

(3) 3

2nd finger  
Thumb claw  
Flight skin  
Hind foot

- Ear  
Tragus  
Forearm  
(4) 4  
2nd finger  
Thumb claw  
Flight skin  
Hind foot  
Ear  
Tragus  
Forearm  
(5) 5  
2nd finger  
Thumb claw  
Flight skin  
Hind foot  
Ear  
Tragus  
Forearm  
(6) 6  
2nd finger  
Thumb claw  
Flight skin  
Hind foot  
Ear  
Tragus  
Forearm  
(7) 7  
2nd finger  
Thumb claw  
Flight skin  
Hind foot  
Ear  
Tragus  
Forearm

26. Which behavior is the CORRECT thing to do when you want to protect bats in your home? (one answer is correct)

- A. Feed bats insects.
- B. Do not disturb bats.
- C. Pay no further attention to bats.
- D. Check bat roosts regularly.
- E. Keep bat roosts warm and dry.

27. How can bats be supported during hibernation? (one answer is correct)

- A. Bats build nests for hibernation and therefore should be supported by bat boxes.
- B. Bats need protected winter roosts and should therefore be translocated to such roosts.
- C. Bats find little food in winter and therefore should be given supplementary feeding.
- D. Bats require energy when waking from hibernation and therefore should not be disturbed.



28. What measures for living harmoniously together with bats in buildings are ACCEPTABLE or NOT ACCEPTABLE for all citizens?

- A. Seal entrance and exit openings
- B. Install droppings boards
- C. Contact conservation authority
- D. Relocate non-protected species
- E. Scaring away by, for example, aluminum strips

29. Which of these statements about bats are CORRECT or FALSE?

- A. During their fast flight maneuvers, bats can get caught in people's hair.
- B. The saliva of some bat species prevents blood clotting.
- C. Bats always fly out of their roosts to the left.
- D. Bats can locate obstacles no thicker than a human hair.
- E. Bats have similar vision to other mammals.
- F. Bats are rodents.
- G. Bats rely only on their echolocation when flying.
- H. Some bat species feed on human blood.
- I. Vampire legends derive from vampire bats.