

**Appendix A3: Socio-demographic data of respondents and citizens of Leipzig**

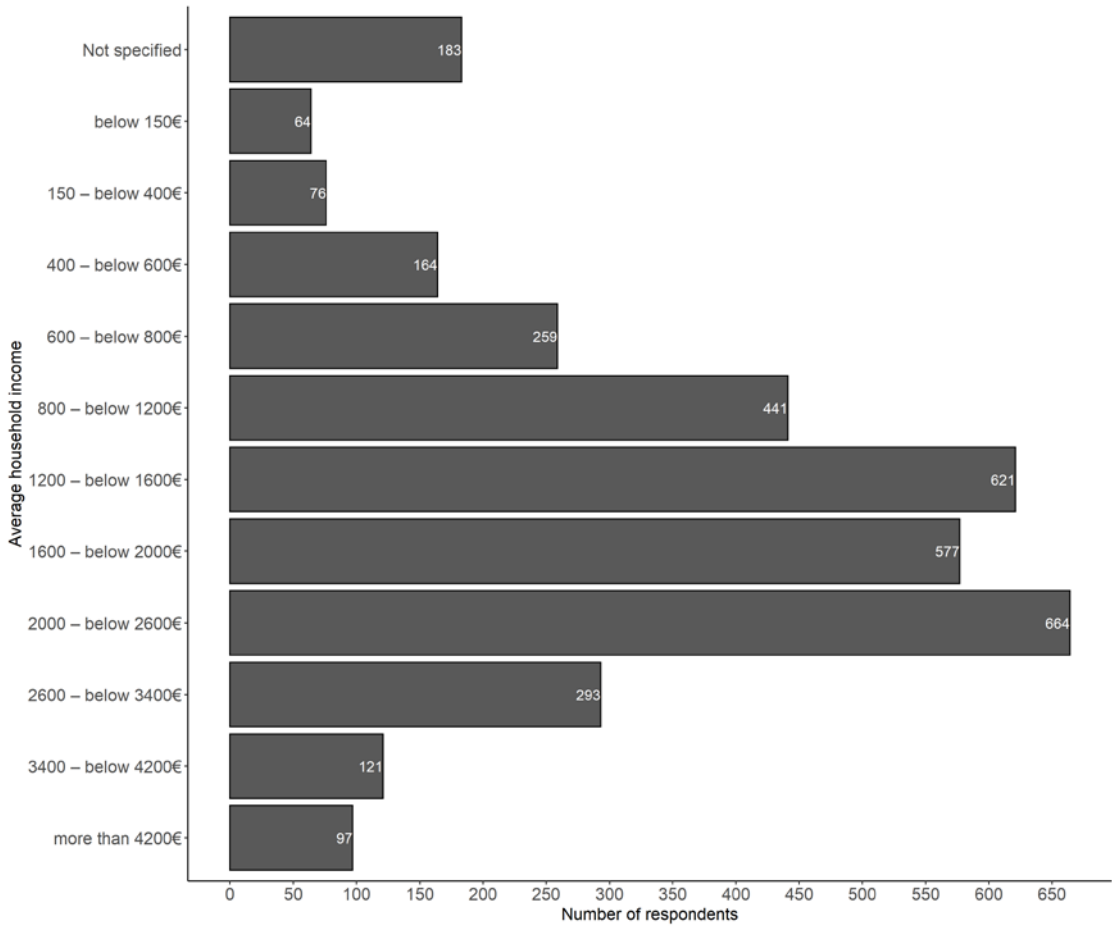


Figure A3.1: Average net income of survey respondents

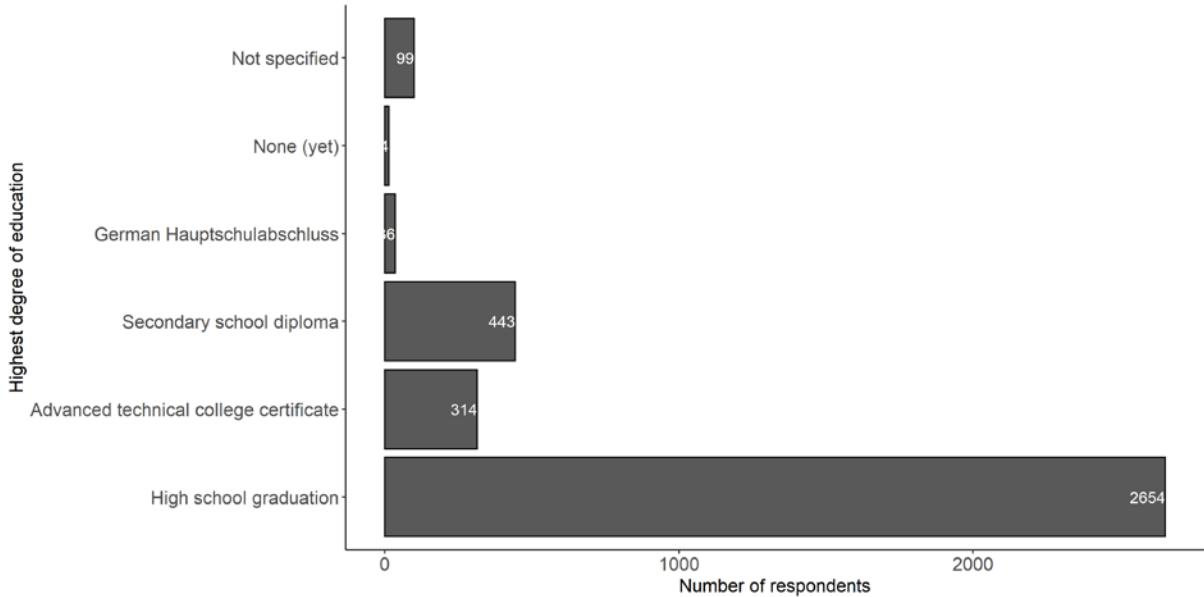


Figure A3.2: Highest educational degree of survey respondents

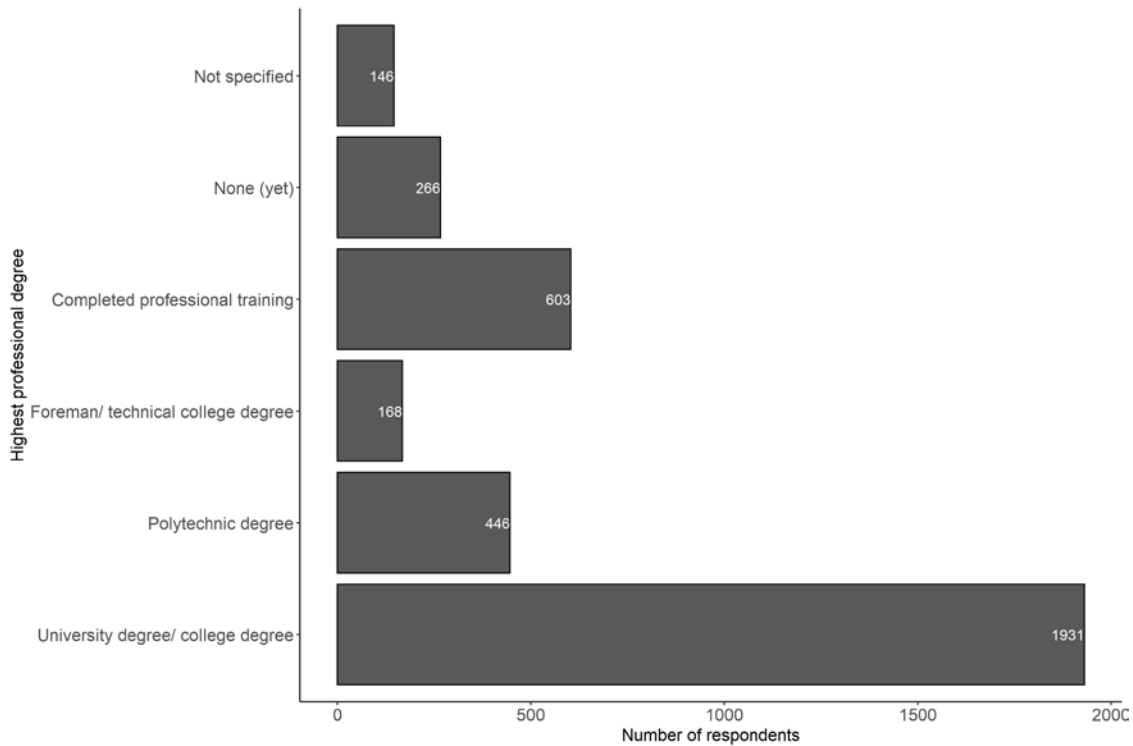


Figure A3.3: Highest professional degree of survey 3,559 respondents

Table A3.4: Selected socio-demographic data of Leipzig

Total population (in 2020)	597,493
Average household personal income (€) (2019)	1,438
Average age of inhabitants (years) (2020)	42.3
Share of migrants among inhabitants (%)	14.1
Total migration balance (number of persons) (2017)	+10,375
Total migration balance (number of persons) (2020)	+4,649
Persons without professional degree (%) (2017)	15
Persons with completed professional training (%) (2017)	45
Persons with foreman/technical college degree (%) (2017)	14
Persons with polytechnic degree (%) (2017)	8
Persons with university/college degree (%) (2017)	18

Data sources:

Stadt Leipzig 2018: Ortsteilkatalog 2018 (*in German only*). Amt für Statistik und Wahlen. Available at: [https://static.leipzig.de/fileadmin/mediendatenbank/leipzig-de/Stadt/02.1\\_De21\\_Allgemeine\\_Verwaltung/12\\_Statistik\\_und\\_Wahlen/Raumbezug/Ortsteilkatalog/Ortsteilkatalog\\_2018.pdf](https://static.leipzig.de/fileadmin/mediendatenbank/leipzig-de/Stadt/02.1_De21_Allgemeine_Verwaltung/12_Statistik_und_Wahlen/Raumbezug/Ortsteilkatalog/Ortsteilkatalog_2018.pdf). Last access: 09/2021

Stadt Leipzig 2021: Leipzig-Informationssystem (LIS). Available at: <https://statistik.leipzig.de/index.aspx>. Last access: 09/2021